

## Deep Cycle SLA Battery

## DC SERIES

DC (Deep cycle) Series batteries are designed for deep discharge application, with special chemical formula for plates active paste material, slightly stronger electrolyte and low temperature design, which can withstand repeated deep cyclic application, such as Solar Energy System, Golf Trolley, Electric

## Application

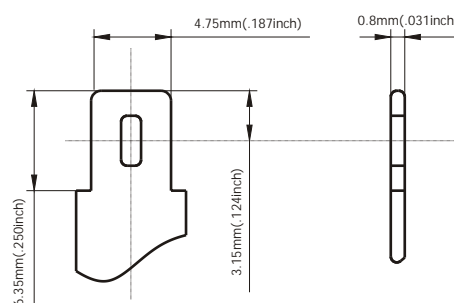
- Solar Energy System
- Golf Cars and Buggies
- Electric Powered Vehicles
- Wheel Chairs
- Power Tools
- Electric Powered Toys
- Control System
- Vacuum Cleaners
- Medical Equipments
- UPS

## General Features


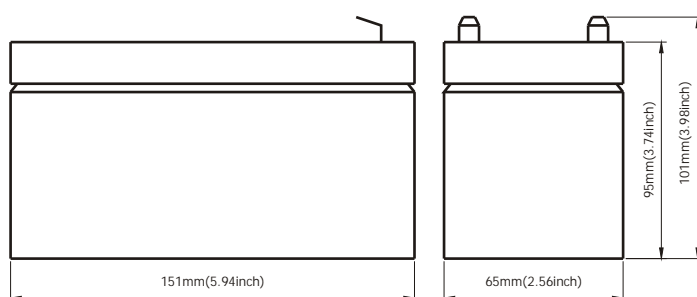
- Sealed and maintenance free operation.
- Non-Spillable construction design.
- ABS containers and covers(UL94HB, UL94V-0) optional.
- Safety valve installation for explosion proof.
- High quality and high reliability.
- Exceptional deep discharge recovery performance.
- Low self discharge characteristic.
- Flexibility design for multiple install positions.

## Construction

- Component .....Raw material
- Positive .....Lead dioxide
- Negative .....Lead
- Container .....ABS
- Cover .....ABS
- Sealant .....Epoxy Resin
- Safety valve ....EPDR
- Terminal .....Copper
- Separator .....Fibre glass
- Electrolyte .....Sulfuric acid

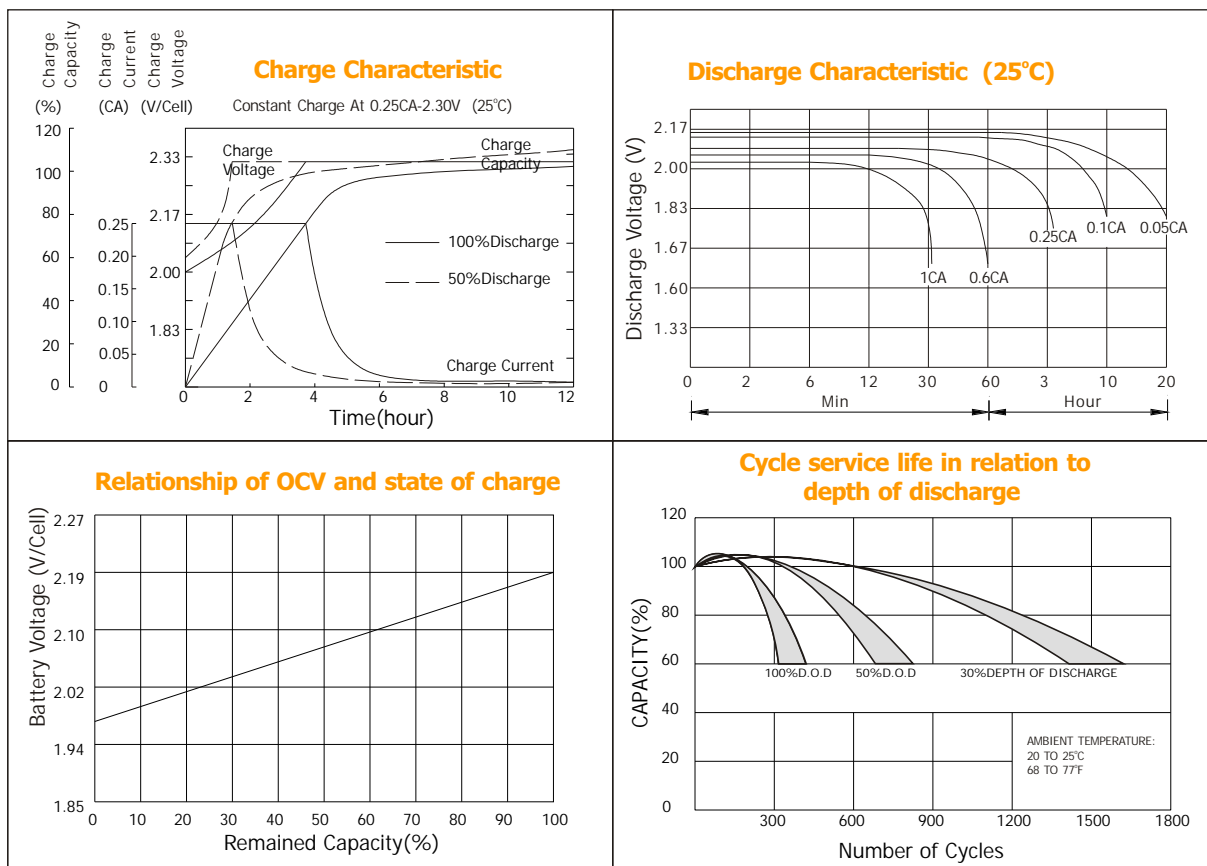


Terminal Dimensions



Battery Model	DC 12-7.2			
Designed Cycle Life	> 350 cycles @ -0.5CA to 9.6V			
Capacity(25°C)	20HR(0.36A,1.75V)	10HR(0.684A,1.75V)	5HR(1.224A,1.75V)	1HR(4.68A,1.75V)
	7.2AH	6.84AH	6.12AH	4.68AH
Dimensions	Length	Width	Height	Total Height
	151mm(5.94inch)	65mm(2.56inch)	95mm(3.74inch)	101mm(3.98inch)
Approx. Weight	2.55Kg (5.62 lbs)			
Internal Resistance	Full charged at 25°C: 0.02 Ohm			
Self Discharge	3% of capacity declined per month at (25°C)			
Capacity Affected by Temp.(20HR)	40°C	25°C	0°C	-15°C
	102%	100%	85%	65%
Charge Voltage(25°C)	Cycle use		Float use	
	14.4-15V(-30mV/ °C), max. Current: 2.16A		13.6-13.8V(-20mV/ °C)	

## Deep Cycle SLA Battery



## Constant current discharge ratings-amperes at 25°C

F. V/Time	5MIN	10MIN	15MIN	30MIN	1HR	3HR	5HR	10HR	20HR
1.60V	40.1	25.0	18.8	11.5	5.85	2.57	1.57	0.85	0.46
1.67V	37.7	23.7	18.1	11.0	5.77	2.47	1.54	0.85	0.45
1.70V	34.5	22.8	17.7	10.0	5.60	2.30	1.50	0.84	0.44
1.75V	33.8	22.1	17.1	9.48	5.33	2.23	1.47	0.84	0.43
1.80V	30.3	21.1	15.5	8.79	4.99	2.14	1.38	0.82	0.42
1.85V	26.7	20.1	14.0	8.09	4.65	2.06	1.29	0.81	0.40

## Constant power discharge ratings-watts at 25°C

F. V/Time	5MIN	10MIN	15MIN	30MIN	1HR	3HR	5HR	10HR	20HR
1.60V	70.4	45.1	34.4	20.7	10.6	4.55	2.65	1.76	0.92
1.67V	67.9	43.9	33.9	20.3	10.5	4.41	2.64	1.74	0.89
1.70V	63.9	43.5	33.7	19.0	10.3	4.21	2.61	1.73	0.88
1.75V	64.3	43.4	33.4	18.4	10.1	4.11	2.58	1.71	0.86
1.80V	58.9	42.7	30.9	17.5	9.53	3.99	2.50	1.69	0.83
1.85V	53.4	40.5	28.1	16.4	8.96	3.87	2.42	1.67	0.80



ISO9001

COPYRIGHT BOSFA INDUSTRIAL BATTERY CO.,LTD.